



**NATIONAL FALLEN FIREFIGHTERS FOUNDATION**

FINANCIAL STATEMENTS AND REPORTS  
REQUIRED BY THE UNIFORM GUIDANCE

DECEMBER 31, 2023






# NATIONAL FALLEN FIREFIGHTERS FOUNDATION

## FINANCIAL STATEMENTS AND REPORTS REQUIRED BY THE UNIFORM GUIDANCE

YEAR ENDED DECEMBER 31, 2023

### CONTENTS

|   | PAGE |
|---|------|
| Independent Auditor's Report  | 1    |
| Financial Statements  |      |
| Statements of Financial Position  | 4    |
| Statements of Activities  | 6    |
| Statements of Functional Expenses   | 8    |
| Statements of Cash Flows  | 10   |
| Notes to Financial Statements   | 11   |
| Supplemental Information  |      |
| Schedule of Expenditures of Federal Awards  | 27   |
| Notes to Schedule of Expenditures of Federal Awards   | 28   |
| Independent Auditor's Report on Internal Control Over Financial Reporting<br>and on Compliance and Other Matters Based on an Audit of Financial<br>Statements Performed in Accordance with <i>Government Auditing Standards</i> | 29   |
| Independent Auditor's Report on Compliance for Each Major<br>Program and on Internal Control Over Compliance Required by<br>the Uniform Guidance  | 31   |
| Schedule of Findings and Questioned Costs   | 34   |





## INDEPENDENT AUDITOR'S REPORT

Board of Directors  
National Fallen Firefighters Foundation

### Report on the Audit of the Financial Statements

#### Opinion

We have audited the accompanying financial statements of National Fallen Firefighters Foundation (a nonprofit organization), which comprise the statements of financial position as of December 31, 2023 and 2022, and the related statements of activities, functional expenses, and cash flows for the years then ended, and the related notes to the financial statements.


In our opinion, the financial statements present fairly, in all material respects, the financial position of National Fallen Firefighters Foundation as of December 31, 2023 and 2022, and the changes in its net assets and its cash flows for the years then ended in accordance with accounting principles generally accepted in the United States of America.

#### Basis for Opinion

We conducted our audits in accordance with auditing standards generally accepted in the United States of America and the standards applicable to financial audits contained in *Government Auditing Standards*, issued by the Comptroller General of the United States. Our responsibilities under those standards are further described in the Auditor's Responsibilities for the Audit of the Financial Statements section of our report. We are required to be independent of the National Fallen Firefighters Foundation and to meet our other ethical responsibilities, in accordance with the relevant ethical requirements relating to our audits. We believe that the audit evidence we have obtained is sufficient and appropriate to provide a basis for our audit opinions.

#### Responsibilities of Management for the Financial Statements

Management is responsible for the preparation and fair presentation of the financial statements in accordance with accounting principles generally accepted in the United States of America, and for the design, implementation, and maintenance of internal control relevant to the preparation and fair presentation of financial statements that are free from material misstatement, whether due to fraud or error.




In preparing the financial statements, management is required to evaluate whether there are conditions or events, considered in the aggregate, that raise substantial doubt about the National Fallen Firefighters Foundation's ability to continue as a going concern within one year after the date that the financial statements are available to be issued.

### **Auditor's Responsibilities for the Audit of the Financial Statements**

Our objectives are to obtain reasonable assurance about whether the financial statements as a whole are free from material misstatement, whether due to fraud or error, and to issue an auditor's report that includes our opinion. Reasonable assurance is a high level of assurance but is not absolute assurance and therefore is not a guarantee that an audit conducted in accordance with generally accepted auditing standards and *Government Auditing Standards* will always detect a material misstatement when it exists. The risk of not detecting a material misstatement resulting from fraud is higher than for one resulting from error, as fraud may involve collusion, forgery, intentional omissions, misrepresentations, or the override of internal control. Misstatements are considered material if there is a substantial likelihood that, individually or in the aggregate, they would influence the judgment made by a reasonable user based on the financial statements.

In performing an audit in accordance with generally accepted auditing standards and *Government Auditing Standards*, we:

- Exercise professional judgment and maintain professional skepticism throughout the audit.
- Identify and assess the risks of material misstatement of the financial statements, whether due to fraud or error, and design and perform audit procedures responsive to those risks. Such procedures include examining, on a test basis, evidence regarding the amounts and disclosures in the financial statements.
- Obtain an understanding of internal control relevant to the audit in order to design audit procedures that are appropriate in the circumstances, but not for the purpose of expressing an opinion on the effectiveness of the National Fallen Firefighters Foundation's internal control. Accordingly, no such opinion is expressed.
- Evaluate the appropriateness of accounting policies used and the reasonableness of significant accounting estimates made by management, as well as evaluate the overall presentation of the financial statements.
- Conclude whether, in our judgment, there are conditions or events, considered in the aggregate, that raise substantial doubt about the National Fallen Firefighters Foundation's ability to continue as a going concern for a reasonable period of time.



We are required to communicate with those charged with governance regarding, among other matters, the planned scope and timing of the audit, significant audit findings, and certain internal control-related matters that we identified during the audit.

### **Supplemental Information**

Our audits were conducted for the purpose of forming an opinion on the financial statements as a whole. The accompanying schedule of expenditures of federal awards for the year ended December 31, 2023, as required by Title 2 U.S. Code of Federal Regulations Part 200, *Uniform Administrative Requirements, Cost Principles, and Audit Requirements for Federal Awards*, is presented for purposes of additional analysis and is not a required part of the financial statements. Such information is the responsibility of management and was derived from and relates directly to the underlying accounting and other records used to prepare the 2023 financial statements. The information has been subjected to the auditing procedures applied in the audit of the financial statements and certain additional procedures, including comparing and reconciling such information directly to the underlying accounting and other records used to prepare the financial statements or to the financial statements themselves, and other additional procedures in accordance with auditing standards generally accepted in the United States of America. In our opinion, the schedule of expenditures of federal awards is fairly stated, in all material respects, in relation to the 2023 financial statements as a whole.

### **Other Reporting Required by Government Auditing Standards**

In accordance with *Government Auditing Standards*, we have also issued our report dated September 25, 2024 on our consideration of the National Fallen Firefighters Foundation's internal control over financial reporting and on our tests of its compliance with certain provisions of laws, regulations, contracts, and grant agreements and other matters. The purpose of that report is solely to describe the scope of our testing of internal control over financial reporting and compliance and the results of that testing, and not to provide an opinion on the effectiveness of the National Fallen Firefighters Foundation's internal control over financial reporting or on compliance. That report is an integral part of an audit performed in accordance with *Government Auditing Standards* in considering the National Fallen Firefighters Foundation's internal control over financial reporting and compliance.

*Calibre CPA Group, PLLC*

Bethesda, MD  
September 25, 2024



## NATIONAL FALLEN FIREFIGHTERS FOUNDATION

### STATEMENTS OF FINANCIAL POSITION

YEARS ENDED DECEMBER 31, 2023 AND 2022

|  | 2023                 | 2022                 |
|--|----------------------|----------------------|
| <b>Assets</b>  |                      |                      |
| <b>Current assets</b>  |                      |                      |
| Cash and cash equivalents                                    | \$ 532,207           | \$ 584,309           |
| Grants and contributions receivable                          | 1,783,459            | 1,261,430            |
| Prepaid expenses and other receivables                       | 185,924              | 135,509              |
| Right-of-use - operating lease                               | -                    | 171,277              |
| Right-of-use - finance leases                                | <u>15,372</u>        | <u>15,207</u>        |
| Total current assets   | <u>2,516,962</u>     | <u>2,167,732</u>     |
| <b>Investments</b>   | <u>10,038,945</u>    | <u>8,857,903</u>     |
| <b>Property and equipment</b>                                |                      |                      |
| Walk of Honor  | 474,190              | 250,690              |
| Memorial Park  | 1,464,149            | 1,440,137            |
| Memorial Chapel  | 1,105,987            | 1,105,987            |
| Furniture and equipment                                      | <u>168,552</u>       | <u>165,664</u>       |
|  | 3,212,878            | 2,962,478            |
| Less: accumulated depreciation                               | <u>(1,886,225)</u>   | <u>(1,789,234)</u>   |
| Net property and equipment                                   | <u>1,326,653</u>     | <u>1,173,244</u>     |
| <b>Right-of-use - finance leases, net of current portion</b> | <u>34,102</u>        | <u>49,390</u>        |
| Total assets   | <u>\$ 13,916,662</u> | <u>\$ 12,248,269</u> |

See accompanying notes to financial statements



## NATIONAL FALLEN FIREFIGHTERS FOUNDATION

### STATEMENTS OF FINANCIAL POSITION (CONTINUED)

YEARS ENDED DECEMBER 31, 2023 AND 2022

|   | 2023                 | 2022                 |
|---|----------------------|----------------------|
| <b>Liabilities and Net Assets</b>                                   |                      |                      |
| <b>Current liabilities</b>  |                      |                      |
| Accounts payable  | \$ 297,186           | \$ 271,841           |
| Accrued expenses  | 396,674              | 309,710              |
| Deferred compensation liability                                     | 202,499              | 160,410              |
| Lease liability - operating lease                                   | -                    | 174,398              |
| Lease liability - finance leases                                    | <u>15,564</u>        | <u>15,948</u>        |
| Total current liabilities   | <u>911,923</u>       | <u>932,307</u>       |
| <br><b>Lease liability - finance leases, net of current portion</b> | <br><u>36,196</u>    | <br><u>51,675</u>    |
| Total liabilities   | <u>948,119</u>       | <u>983,982</u>       |
| <br><b>Net assets</b>   |                      |                      |
| Without donor restrictions  |                      |                      |
| Operating   | 8,613,588            | 7,106,334            |
| Net investment in property and equipment                            | <u>1,326,653</u>     | <u>1,173,244</u>     |
| Total net assets without donor restrictions                         | <u>9,940,241</u>     | <u>8,279,578</u>     |
| With donor restrictions   |                      |                      |
| Temporary restrictions  | 3,003,302            | 2,959,709            |
| Perpetual restrictions  | <u>25,000</u>        | <u>25,000</u>        |
| Total net assets with donor restrictions                            | <u>3,028,302</u>     | <u>2,984,709</u>     |
| Total net assets  | <u>12,968,543</u>    | <u>11,264,287</u>    |
| Total liabilities and net assets                                    | <u>\$ 13,916,662</u> | <u>\$ 12,248,269</u> |

See accompanying notes to financial statements

# NATIONAL FALLEN FIREFIGHTERS FOUNDATION

## STATEMENT OF ACTIVITIES

YEAR ENDED DECEMBER 31, 2023

|   | Without               | With Donor Restrictions |           |              | Total         |
|---|-----------------------|-------------------------|-----------|--------------|---------------|
|   | Donor<br>Restrictions | Temporary               | Perpetual | Total        |               |
| <b>Support and revenue</b>                  |                       |                         |           |              |               |
| Contributions and grants                    |                       |                         |           |              |               |
| Grants                                      | \$ -                  | \$ 3,879,735            | \$ -      | \$ 3,879,735 | \$ 3,879,735  |
| Contributions                               | 4,255,071             | 922,499                 | -         | 922,499      | 5,177,570     |
| Contributed nonfinancial assets             | 550,158               | -                       | -         | -            | 550,158       |
| Event sponsors and registrations            | 1,176,544             | -                       | -         | -            | 1,176,544     |
| Other income (loss)                         | 783,818               | (152,845)               | -         | (152,845)    | 630,973       |
| Net assets released from restrictions       | 4,684,307             | (4,684,307)             | -         | (4,684,307)  | -             |
| Total support and revenue                   | 11,449,898            | (34,918)                | -         | (34,918)     | 11,414,980    |
| <b>Expenses</b>                             |                       |                         |           |              |               |
| Program services                            |                       |                         |           |              |               |
| Fire service                                | 1,670,901             | -                       | -         | -            | 1,670,901     |
| Family programs                             | 1,876,399             | -                       | -         | -            | 1,876,399     |
| Events                                      | 1,222,018             | -                       | -         | -            | 1,222,018     |
| Memorial weekend                            | 1,293,907             | -                       | -         | -            | 1,293,907     |
| Scholarships                                | 416,101               | -                       | -         | -            | 416,101       |
| Fire services outreach                      | 1,027,620             | -                       | -         | -            | 1,027,620     |
| Foundation education                        | 170,400               | -                       | -         | -            | 170,400       |
| Other programs                              | 1,559,830             | -                       | -         | -            | 1,559,830     |
| Total program services                      | 9,237,176             | -                       | -         | -            | 9,237,176     |
| Supporting services                         |                       |                         |           |              |               |
| Management and general                      | 651,003               | -                       | -         | -            | 651,003       |
| Bids and proposals                          | 8,765                 | -                       | -         | -            | 8,765         |
| Fundraising                                 | 981,558               | -                       | -         | -            | 981,558       |
| Total supporting services                   | 1,641,326             | -                       | -         | -            | 1,641,326     |
| Total expenses                              | 10,878,502            | -                       | -         | -            | 10,878,502    |
| <b>Change in net assets from operations</b> | 571,396               | (34,918)                | -         | (34,918)     | 536,478       |
| <b>Net investment return</b>                | 1,089,267             | 78,511                  | -         | 78,511       | 1,167,778     |
| <b>Change in net assets</b>                 | 1,660,663             | 43,593                  | -         | 43,593       | 1,704,256     |
| <b>Net assets</b>                           |                       |                         |           |              |               |
| Beginning of year                           | 8,279,578             | 2,959,709               | 25,000    | 2,984,709    | 11,264,287    |
| End of year                                 | \$ 9,940,241          | \$ 3,003,302            | \$ 25,000 | \$ 3,028,302 | \$ 12,968,543 |





# NATIONAL FALLEN FIREFIGHTERS FOUNDATION

## STATEMENT OF ACTIVITIES

YEAR ENDED DECEMBER 31, 2022

|   | Without               | With Donor Restrictions |                  |                     | Total                |
|---|-----------------------|-------------------------|------------------|---------------------|----------------------|
|   | Donor<br>Restrictions | Temporary               | Perpetual        | Total               |                      |
| <b>Support and revenue</b>                  |                       |                         |                  |                     |                      |
| Contributions and grants                    |                       |                         |                  |                     |                      |
| Grants                                      | \$ -                  | \$ 4,640,968            | \$ -             | \$ 4,640,968        | \$ 4,640,968         |
| Contributions                               | 2,091,574             | 1,080,745               | -                | 1,080,745           | 3,172,319            |
| Contributed nonfinancial assets             | 388,081               | -                       | -                | -                   | 388,081              |
| Event sponsors and registrations            | 1,078,716             | -                       | -                | -                   | 1,078,716            |
| Other income                                | 503,312               | (157,125)               | -                | (157,125)           | 346,187              |
| Net assets released from restrictions       | <u>5,862,792</u>      | <u>(5,862,792)</u>      | <u>-</u>         | <u>(5,862,792)</u>  | <u>-</u>             |
| Total support and revenue                   | <u>9,924,475</u>      | <u>(298,204)</u>        | <u>-</u>         | <u>(298,204)</u>    | <u>9,626,271</u>     |
| <b>Expenses</b>                             |                       |                         |                  |                     |                      |
| Program services                            |                       |                         |                  |                     |                      |
| Fire service                                | 1,788,300             | -                       | -                | -                   | 1,788,300            |
| Family programs                             | 2,123,720             | -                       | -                | -                   | 2,123,720            |
| Events                                      | 967,319               | -                       | -                | -                   | 967,319              |
| Memorial weekend                            | 981,941               | -                       | -                | -                   | 981,941              |
| Scholarships                                | 481,105               | -                       | -                | -                   | 481,105              |
| Fire services outreach                      | 897,282               | -                       | -                | -                   | 897,282              |
| Foundation education                        | 444,297               | -                       | -                | -                   | 444,297              |
| Other programs                              | <u>1,215,971</u>      | <u>-</u>                | <u>-</u>         | <u>-</u>            | <u>1,215,971</u>     |
| Total program services                      | <u>8,899,935</u>      | <u>-</u>                | <u>-</u>         | <u>-</u>            | <u>8,899,935</u>     |
| Supporting services                         |                       |                         |                  |                     |                      |
| Management and general                      | 620,117               | -                       | -                | -                   | 620,117              |
| Bids and proposals                          | 19,027                | -                       | -                | -                   | 19,027               |
| Fundraising                                 | <u>751,236</u>        | <u>-</u>                | <u>-</u>         | <u>-</u>            | <u>751,236</u>       |
| Total supporting services                   | <u>1,390,380</u>      | <u>-</u>                | <u>-</u>         | <u>-</u>            | <u>1,390,380</u>     |
| Total expenses                              | <u>10,290,315</u>     | <u>-</u>                | <u>-</u>         | <u>-</u>            | <u>10,290,315</u>    |
| <b>Change in net assets from operations</b> | (365,840)             | (298,204)               | -                | (298,204)           | (664,044)            |
| <b>Net investment return</b>                | <u>(1,540,665)</u>    | <u>(82,998)</u>         | <u>-</u>         | <u>(82,998)</u>     | <u>(1,623,663)</u>   |
| <b>Change in net assets</b>                 | (1,906,505)           | (381,202)               | -                | (381,202)           | (2,287,707)          |
| <b>Net assets</b>                           |                       |                         |                  |                     |                      |
| Beginning of year                           | <u>10,186,083</u>     | <u>3,340,911</u>        | <u>25,000</u>    | <u>3,365,911</u>    | <u>13,551,994</u>    |
| End of year                                 | <u>\$ 8,279,578</u>   | <u>\$ 2,959,709</u>     | <u>\$ 25,000</u> | <u>\$ 2,984,709</u> | <u>\$ 11,264,287</u> |

# NATIONAL FALLEN FIREFIGHTERS FOUNDATION

## STATEMENT OF FUNCTIONAL EXPENSES

YEAR ENDED DECEMBER 31, 2023

|                                     | Program Services    |                     |                     |                     |                   |                              |                         |                     | Supporting Services          |                       |                   | 2023<br>Total        |
|-------------------------------------|---------------------|---------------------|---------------------|---------------------|-------------------|------------------------------|-------------------------|---------------------|------------------------------|-----------------------|-------------------|----------------------|
|                                     | Fire<br>Service     | Family<br>Programs  | Events              | Memorial<br>Weekend | Scholarships      | Fire<br>Services<br>Outreach | Foundation<br>Education | Other<br>Programs   | Management<br>and<br>General | Bids and<br>Proposals | Fundraising       |                      |
| Salaries                            | \$ 201,312          | \$ 476,745          | \$ 91,506           | \$ 87,842           | \$ 16,773         | \$ 153,315                   | \$ 62,560               | \$ 202,324          | \$ 927,721                   | \$ 14,181             | \$ 365,907        | \$ 2,600,186         |
| Payroll taxes and employee benefits | 43,336              | 103,328             | 19,911              | 20,358              | 3,521             | 33,264                       | 13,977                  | 42,385              | 207,278                      | 2,951                 | 79,522            | 569,831              |
| Cost of goods sold                  | -                   | -                   | -                   | -                   | -                 | -                            | -                       | 165,136             | -                            | -                     | -                 | 165,136              |
| Depreciation                        | -                   | -                   | -                   | -                   | -                 | -                            | -                       | 96,990              | -                            | -                     | -                 | 96,990               |
| Professional fees                   | 655,383             | 501,510             | 167,154             | 708,553             | 467               | 236,686                      | 48,309                  | 194,560             | 385,430                      | 8,093                 | 134,932           | 3,041,077            |
| Travel                              | 472,270             | 463,795             | 52,047              | 274,953             | -                 | 112,837                      | 1,891                   | 169,554             | 89,650                       | -                     | 42,164            | 1,679,161            |
| Rent                                | -                   | 11,317              | 26,897              | -                   | -                 | 30,900                       | -                       | 23,020              | 161,925                      | -                     | -                 | 254,059              |
| Office supplies                     | 57,593              | (148)               | 287,613             | 26,950              | -                 | 56,404                       | 1,800                   | 47,325              | 27,842                       | -                     | 10,001            | 515,380              |
| Insurance                           | -                   | -                   | 11,929              | 2,153               | -                 | -                            | -                       | 2,434               | 16,564                       | -                     | -                 | 33,080               |
| Printing, postage and communication | 4,222               | 70,880              | 57,299              | 1,050               | 101               | 3,743                        | 28                      | 6,197               | 64,949                       | -                     | 17,817            | 226,286              |
| Scholarships                        | 5,000               | -                   | -                   | -                   | 382,094           | 207,291                      | -                       | 257,869             | -                            | -                     | 300               | 852,554              |
| Contributed nonfinancial assets     | 44,396              | -                   | 251,175             | 76,826              | -                 | 4,633                        | -                       | 46,750              | 696                          | -                     | 125,682           | 550,158              |
| Member fees and subscriptions       | 9,652               | 3,277               | 337                 | 11,343              | 5,954             | 11,729                       | 5,795                   | 5,701               | 10,598                       | -                     | 10,037            | 74,423               |
| Meetings                            | -                   | -                   | -                   | 686                 | -                 | 25,343                       | -                       | 443                 | 3,461                        | -                     | 183               | 30,116               |
| Repairs and maintenance             | 6,960               | -                   | -                   | -                   | -                 | -                            | -                       | -                   | 20,496                       | -                     | 2,245             | 29,701               |
| Bank fees                           | 339                 | 341                 | 60,452              | 1,205               | 202               | 5,967                        | -                       | 1,991               | 8,592                        | -                     | 11,570            | 90,659               |
| Other                               | -                   | -                   | 9,043               | 194                 | -                 | 1,421                        | 350                     | 35,572              | 15,736                       | -                     | 7,389             | 69,705               |
| Indirect cost allocation            | 170,438             | 245,354             | 186,655             | 81,794              | 6,989             | 144,087                      | 35,690                  | 261,579             | (1,289,935)                  | (16,460)              | 173,809           | -                    |
|                                     | <u>\$ 1,670,901</u> | <u>\$ 1,876,399</u> | <u>\$ 1,222,018</u> | <u>\$ 1,293,907</u> | <u>\$ 416,101</u> | <u>\$ 1,027,620</u>          | <u>\$ 170,400</u>       | <u>\$ 1,559,830</u> | <u>\$ 651,003</u>            | <u>\$ 8,765</u>       | <u>\$ 981,558</u> | <u>\$ 10,878,502</u> |

See accompanying notes to financial statements.

# NATIONAL FALLEN FIREFIGHTERS FOUNDATION

## STATEMENT OF FUNCTIONAL EXPENSES

YEAR ENDED DECEMBER 31, 2022

|                                     | Program Services    |                     |                   |                     |                   |                              |                         | Supporting Services |                              |                       | 2022<br>Total     |                      |
|-------------------------------------|---------------------|---------------------|-------------------|---------------------|-------------------|------------------------------|-------------------------|---------------------|------------------------------|-----------------------|-------------------|----------------------|
|                                     | Fire<br>Service     | Family<br>Programs  | Events            | Memorial<br>Weekend | Scholarships      | Fire<br>Services<br>Outreach | Foundation<br>Education | Other<br>Programs   | Management<br>and<br>General | Bids and<br>Proposals |                   | Fundraising          |
| Salaries                            | \$ 147,971          | \$ 454,793          | \$ 114,660        | \$ 124,634          | \$ 19,479         | \$ 116,263                   | \$ 110,232              | \$ 163,659          | \$ 841,963                   | \$ 4,196              | \$ 365,127        | \$ 2,462,977         |
| Payroll taxes and employee benefits | 27,975              | 87,617              | 22,619            | 22,290              | 3,865             | 20,224                       | 22,065                  | 30,171              | 163,401                      | 817                   | 73,496            | 474,540              |
| Cost of goods sold                  | -                   | -                   | -                 | -                   | -                 | -                            | -                       | 109,573             | -                            | -                     | -                 | 109,573              |
| Depreciation                        | -                   | -                   | -                 | -                   | -                 | -                            | -                       | 91,292              | -                            | -                     | -                 | 91,292               |
| Professional fees                   | 776,207             | 537,240             | 159,390           | 391,052             | 9,580             | 252,418                      | 226,495                 | 198,800             | 353,055                      | 12,065                | 42,152            | 2,958,454            |
| Travel                              | 567,834             | 706,659             | 36,875            | 260,833             | 5,253             | 78,677                       | 3,698                   | 70,753              | 44,076                       | 128                   | 64,167            | 1,838,953            |
| Rent                                | -                   | 11,987              | -                 | -                   | -                 | 18,522                       | -                       | 5,601               | 170,531                      | -                     | -                 | 206,641              |
| Office supplies                     | 77,663              | 14,202              | 237,474           | 38,800              | -                 | 52,682                       | 3,166                   | 19,848              | 20,779                       | -                     | 23,359            | 487,973              |
| Insurance                           | -                   | -                   | 13,161            | -                   | -                 | 131                          | -                       | 478                 | 15,770                       | -                     | (5,913)           | 23,627               |
| Printing, postage and communication | 9,907               | 77,205              | 1,966             | 2,607               | 600               | 6,333                        | 503                     | 4,804               | 45,801                       | -                     | 5,591             | 155,317              |
| Scholarships                        | -                   | -                   | -                 | -                   | 429,334           | 188,564                      | -                       | 197,538             | -                            | -                     | -                 | 815,436              |
| Contributed goods and services      | -                   | -                   | 186,813           | 26,674              | -                 | 17,250                       | -                       | 132,328             | -                            | -                     | 25,001            | 388,066              |
| Member fees and subscriptions       | 12,193              | 6,321               | 1,483             | 10,649              | 3,966             | 11,451                       | 1,171                   | 2,135               | 15,145                       | -                     | 14,603            | 79,117               |
| Meetings                            | 500                 | 3,000               | -                 | 823                 | -                 | 18,840                       | -                       | 29                  | 1,793                        | -                     | 149               | 25,134               |
| Repairs and maintenance             | 5,113               | 6,400               | -                 | -                   | -                 | -                            | -                       | -                   | 5,679                        | -                     | 7,348             | 24,540               |
| Bank fees                           | 904                 | 351                 | 64,047            | 138                 | 482               | 5,942                        | -                       | 938                 | 7,556                        | -                     | 9,953             | 90,311               |
| Other                               | -                   | -                   | 556               | 538                 | -                 | 1,143                        | 400                     | 38,561              | 11,561                       | -                     | 5,605             | 58,364               |
| Indirect cost allocation            | 162,033             | 217,945             | 128,275           | 102,903             | 8,546             | 108,842                      | 76,567                  | 149,463             | (1,076,993)                  | 1,821                 | 120,598           | -                    |
|                                     | <u>\$ 1,788,300</u> | <u>\$ 2,123,720</u> | <u>\$ 967,319</u> | <u>\$ 981,941</u>   | <u>\$ 481,105</u> | <u>\$ 897,282</u>            | <u>\$ 444,297</u>       | <u>\$ 1,215,971</u> | <u>\$ 620,117</u>            | <u>\$ 19,027</u>      | <u>\$ 751,236</u> | <u>\$ 10,290,315</u> |

See accompanying notes financial statements



## NATIONAL FALLEN FIREFIGHTERS FOUNDATION

### STATEMENTS OF CASH FLOWS

YEARS ENDED DECEMBER 31, 2023 AND 2022

|  | <u>2023</u>         | <u>2022</u>        |
|--|---------------------|--------------------|
| <b>Cash flows from operating activities</b>          |                     |                    |
| Grants and contributions received                    | \$ 8,535,276        | \$ 7,342,970       |
| Investment income received                           | 1,167,778           | (2,018,775)        |
| Other operating receipts                             | 1,807,517           | 1,424,903          |
| Payments to vendors, suppliers and employees         | <u>(10,131,231)</u> | <u>(9,972,268)</u> |
| Net cash provided by (used for) operating activities | <u>1,379,340</u>    | <u>(3,223,170)</u> |
| <b>Cash flows from investing activities</b>          |                     |                    |
| Purchases of investments                             | (3,050,174)         | (248,497)          |
| Proceeds from sales of investments                   | 1,869,132           | 2,838,917          |
| Purchases of property and equipment                  | <u>(250,400)</u>    | <u>(18,971)</u>    |
| Net cash provided by (used for) investing activities | <u>(1,431,442)</u>  | <u>2,571,449</u>   |
| <b>Net change in cash and cash equivalents</b>       | (52,102)            | (651,721)          |
| <b>Cash and cash equivalents</b>                     |                     |                    |
| Beginning of year                                    | <u>584,309</u>      | <u>1,236,030</u>   |
| End of year  | <u>\$ 532,207</u>   | <u>\$ 584,309</u>  |

See accompanying notes to financial statements.



# NATIONAL FALLEN FIREFIGHTERS FOUNDATION

## NOTES TO FINANCIAL STATEMENTS

YEARS ENDED DECEMBER 31, 2023 AND 2022

### NOTE 1. ORGANIZATION AND TAX STATUS

The National Fallen Firefighters Foundation (the Foundation) was incorporated in Maryland on August 23, 1993, in accordance with Public Law 102-522, as amended. The Foundation's multi-faceted purpose encompasses honoring fallen firefighters, supporting their families and colleagues, and working within the fire service community to raise fire/life safety awareness and prevent future loss. The tasks within this overall mission to honor and remember the fallen include:

- Encouraging, accepting, and administering private gifts of property for the benefit of the National Fallen Firefighters Memorial and the associated annual Memorial Service;
- Planning, directing, and managing the National Fallen Firefighters Memorial Service and related activities in coordination with the federal government, fire service organizations, and fire hero families of fallen firefighters;
- Providing financial assistance to families of fallen firefighters for transportation to and lodging during the annual Memorial Service;
- Assisting federal, state, and local efforts to recognize firefighters who die in the line of duty;
- Providing scholarships and other financial assistance for education and job training for the spouses, life partners, children, and stepchildren of fallen firefighters;
- Promoting national, state, and local initiatives to increase public fire and life safety awareness; and
- Providing a national program to assist families and fire departments of fallen firefighters in dealing with line-of-duty deaths of those firefighters.

To accomplish these goals, the Foundation undertakes a range of programs and outreach, all of which serve to fulfill the mission to honor, support, and prevent. The following are examples of these initiatives.



## NOTE 1. ORGANIZATION AND TAX STATUS (CONTINUED)

*Memorial Weekend* - National Fallen Firefighters Memorial Weekend is held annually at the National Fire Academy in Emmitsburg, Maryland to pay tribute to all firefighters who died in the line of duty during the previous year. The weekend features special services for families of fallen firefighters ("Fire Hero Families") and for colleagues/coworkers of the fallen along with public ceremonies taking place in Memorial Park.

*Memorial Park* - The Foundation maintains National Memorial Park, which contains the National Fallen Firefighters Memorial and features the brick Walk of Honor®. These engraved bricks connect the Memorial to the historic Fallen Firefighters Memorial Chapel and the 9/11 Memorial: *To Lift a Nation* Sculpture. The Walk of Honor® includes the names of American fallen firefighters dating back to the 1800s, making it the one place where every known firefighter who died in the line of duty is remembered.

*Family Support* - The Foundation creates and implements a variety of programs and services designed to support Fire Hero Families. Some examples of these include:

- *NFFF Scholarship Program*: Assistance for education and job training costs of spouses, life partners, children, and stepchildren of fallen firefighters.
- *Conferences, Retreats, and Camps*: Targeted gatherings and retreats designed either for the broader Fire Hero Family community (such as the Winter Retreat or Wellness Conference) or for specific demographic groups. This includes special retreats for spouses/life partners; adult men; and young adults (ages 18-25). There are also two age levels of "Kids Camps" for younger children/stepchildren of the fallen. As part of the effort to support fire hero families, the Foundation also provides resources for grieving.
- *Fire Hero Family Network*: This support network of volunteer fire hero families provides outreach to other families of similar circumstances through peer support, Remembrance Cards, and serving as family escorts during Memorial Weekend.

*Fire Service Support* - The Foundation supports the colleagues/coworkers of the fallen while also working within the fire service community throughout the United States to educate and prevent firefighter death and injury. Some examples of the Foundation's fire service programs include:

- *Line-of-Duty Death Prevention Programs*: There are several integrated initiatives to reduce firefighter deaths by providing training and sponsoring related research such as the Truman Fire Forum and the National Firefighter Life Safety Summit. Targeted programming initiatives include the "Everyone Goes Home" program based upon the firefighter life safety initiatives; the online Vulnerability Assessment Program to help identify potential risk issues; the Fire Hero Learning Network, with customized safety training courses for various members of the fire department, and the "Be a Hero, Save a Hero" community risk reduction program.



## NOTE 1. ORGANIZATION AND TAX STATUS (CONTINUED)

- *Fire Department Support After Loss*: The Foundation's programs to aid colleagues of the fallen include *Local Assistance State Teams (LAST)*, which offers trained responders in each state who deploy immediately upon notification of a line-of-duty death; the *Uniformed Officer Peer Support Network* that connects incident commanders, fire chiefs, and company officers who recently experienced a line-of-duty death with a trained peer who previously lost a firefighter under their command; and the *Multiple Fatality Incident Program* that provides ongoing support services to benefit the families and coworkers after incidents with a higher number of fatalities such as New York City; West, Texas; and Yarnell Hill, Arizona.

The Foundation is exempt from Federal and Maryland income taxes under Section 501(c)(3) of the Internal Revenue Code as a publicly supported organization. The Foundation is, however, subject to tax on net profits generated by activities defined as unrelated business activities under applicable tax law. For the year ended December 31, 2023, such activities did not give rise to a significant tax liability. The Foundation's tax and information returns for the years ended December 31, 2020 through 2022 are subject to examination by the Internal Revenue Service (IRS) and the State of Maryland, generally for three years after they were filed.

The Foundation created the First Responder Center for Excellence for Reducing Occupational Illness, Injuries and Deaths, Inc. (the Center or FRCE) in 2016 to become the leading resource for first responders and their family members in addressing physical, emotional, and psychological health issues and to promote research in relevant fields to increase awareness of first responder health issues as well as prevent first responder deaths and injuries related primarily to occupational illnesses. The Center is organized under the laws of the State of Maryland.

The Foundation's financial statements are also consolidated with those of the Center, and those consolidated financial statements are considered the basic financial statements of the Foundation. The stand-alone financial statements of the Foundation are presented for the purposes of additional analysis and for compliance with Federal laws and regulations related to the Foundation's administration of its federal award agreements.

## NOTE 2. SUMMARY OF SIGNIFICANT ACCOUNTING POLICIES

**Financial Statement Presentation** - Financial statement presentation follows the recommendations of U.S. generally accepted accounting principles in accordance with Financial Accounting Standards Board (FASB) Accounting Standards Codification (ASC), *Not-for-Profit Entities - Presentation of Financial Statements*. Under those principles, the Foundation is required to report information regarding its financial position and activities according to two classes of net assets - net assets without donor restrictions and net assets with donor restrictions.



## NOTE 2. SUMMARY OF SIGNIFICANT ACCOUNTING POLICIES (CONTINUED)

**Basis of Accounting** - The Foundation's financial statements are prepared using the accrual basis of accounting in accordance with U.S. generally accepted accounting principles. Under this basis, revenue is recognized when earned and expenses are recognized when incurred.

**Cash and Cash Equivalents** - Cash consists of monies held in demand deposit and money market accounts, unless designated for long-term purposes. Cash equivalents are all highly liquid, short-term investments with initial maturities of three months or less when purchased, and are stated at cost which approximates market value.

**Contributions and Accounts Receivable** - Accounts receivable consists of amounts due from customers for which the Foundation has an unconditional right to receive payment and are carried at the amount management expects to be collected. Contributions receivable consist of unconditional promises received from donors. Management determines the allowance for doubtful accounts by regularly evaluating individual customer and donor receivables and considering their financial condition, credit history, and current economic conditions. Receivables are written off when deemed uncollectible. Recoveries of receivables previously written off are recorded when received. Interest is not recorded on any past due balances. As of December 31, 2023 and 2022, there was no allowance considered necessary.

**Investments** - Investments consist of amounts held in money market accounts and short-term investment funds and amounts invested in fixed income, equities, and mutual/exchange-traded funds, which are carried at fair value, generally as determined by published market prices. Income earned is derived from interest, dividends, and changes in fair value. Unrealized gains (losses) resulting from increases (decreases) in fair value of securities held as well as the net realized gains (losses) arising from sales of securities are included in investment income. Investment income is reported in the statements of activities net of all external and direct internal investment expenses.

**Investment Risk** - The Foundation maintains demand deposit with commercial banks and money market funds with financial institutions. At times, certain balances held within these accounts may not be fully guaranteed or insured by the U.S. federal government. The uninsured portions of cash and money market accounts are backed solely by the assets of the underlying institution. Therefore, the failure of an underlying institution could result in financial loss to the Foundation. However, the Foundation has not experienced any losses in such accounts and management believes it is not exposed to any significant credit risk on its cash and cash equivalents.

**Property and Equipment** - Property and equipment are recorded at cost. Property and equipment with a cost of \$5,000 or greater and having an expected useful life of one year or longer are capitalized. Depreciation and amortization are provided on a straight-line basis over the estimated useful lives of the assets or, where applicable, the terms of the respective capitalized lease agreements, whichever are shorter. Computer software and development costs are depreciated over a period of three years; furniture and equipment acquired under grant agreements are depreciated over the related grant term, generally 10 months to three years. The cost of property and equipment retired or disposed of is removed from the accounts along with the related accumulated depreciation or amortization, and any gain or loss is reflected in income.





## NOTE 2. SUMMARY OF SIGNIFICANT ACCOUNTING POLICIES (CONTINUED)

The Walk of Honor® and the Memorial Park were completed in October 2004, at which time they began to be depreciated on a straight-line basis over a period of 15 years. Chapel renovations were completed in September 2006, at which time these capitalized costs began to be depreciated on a straight-line basis over a period of 39 years.

The Walk of Honor®, Memorial Park and Chapel are located at the National Emergency Training Center campus, which is the property of the United States Government (see Note 10). The renovated Chapel houses the administrative headquarters of the Foundation, in addition to serving as the location for fire hero families to gather at the annual vigil during the Memorial Weekend.

**Net Assets** - Net assets are reported in two distinct classes as follows:

*Net assets without donor restrictions* - These net assets are available to finance the general operations of the Foundation. The only limits on the use of net assets without donor restrictions are the broad limits resulting from the nature of the Foundation, the environment in which it operates, and the purposes specified in its organizing documents.

*Net assets with donor restrictions* - These net assets result from contributions and other inflows of assets, the use of which by the Foundation is limited by donor-imposed time or purpose restrictions that are either temporary or perpetual.

**Revenue Recognition** - Revenue is derived from both exchange transactions and contribution transactions. Revenue from exchange transactions is recognized when control of promised goods or services is transferred to customers, in an amount that reflects the consideration the Foundation expects to be entitled to in exchange for those goods or services. All goods and services are transferred at a point in time. Payments are generally required in advance and are reported as deferred revenue until the related revenue is recognized, except for royalties, which are generally received after the period in which the related revenue is recognized. Unconditional contributions are recognized upon receipt of cash or other assets, or when a donor promises to transfer cash or other assets in the future. Conditional promises to give, that is, those with a measurable performance or other barrier and a right of return or release, are not recognized until the conditions on which they depend have been substantially met.

*Contributions* - Contributions received are reported as increases in net assets without donor restrictions unless received with donor stipulations that require the assets be used for specific purposes or in specific time periods. All donor-restricted contributions are reported as an increase in net assets with donor restrictions. When a restriction expires (that is, when a stipulated time restriction ends or purpose restriction is accomplished), net assets with donor restrictions are reclassified to net assets without donor restrictions and reported in the statements of activities as net assets released from restrictions.



## NOTE 2. SUMMARY OF SIGNIFICANT ACCOUNTING POLICIES (CONTINUED)

*Contributed Nonfinancial Assets* - Donated services are recognized if they create or enhance a nonfinancial asset, or if the services require specialized skills, are provided by individuals possessing those skills, and would have to be purchased if they were not contributed to the Foundation. Contribution revenue is recognized at the fair value of the nonfinancial asset created or enhanced, or at the fair value of the donated services, whichever is applicable.

*Grants and Similar Agreements* - Most grant agreements are accounted for as contribution transactions. When an agreement includes both a barrier and either a right of return of assets to the resource provider or a right of release from obligation by the resource provider, the contribution is considered to be conditional. Amounts received under conditional transfers are reported as a liability (refundable advance) and recognized as contribution revenue only when the conditions are met. We also derive revenue from cost-reimbursable federal grants, contracts, and cooperative agreements, which are conditioned upon certain performance requirements, compliance with federal statutes, and the incurrence of allowable qualifying expenses. Those conditions are considered to have been met and revenue is recognized when we have incurred expenditures in compliance with specific grant or contract provisions.

*Special Events Revenue* - Most of the special events revenue is a result of the Foundation hosting golf tournaments and stair climbs throughout the United States. There are also some event registration and sponsorship fees collected by the Foundation in exchange for providing professional development and training opportunities through conferences and workshops and other miscellaneous activities for the benefit of the first responders community. The fees are recognized as revenue once the golf tournaments, stair climbs, conferences, workshops, and other performance obligations take place. Income received in advance for these fees is deferred to the period to which the fees relate.

*Royalties* - The organization has licensed the use of its name, logo, and certain other intangible assets to third parties wishing to market products and services to our members and customers, in exchange for a royalty payment. Royalty revenue is generally based on underlying sales made by the licensee, calculated on a quarterly basis, and remitted to us within 90 days following the close of each calendar quarter.

*Other Revenue* - The Foundation engages in retail sales, sweepstakes and auctions, and royalty agreements for the purpose of generating cash flow to help support its operations. These sales revenues contain fees charged for shipping and handling and are recorded net of discounts. Retail sales and sweepstakes and auctions revenue are recorded at the point of sale.

**Leases** - In its statements of financial position, the Foundation records a right-of-use asset and lease liability, initially measured at the present value of total lease payments using a risk-free rate that approximates the remaining term of the lease. The Foundation considers the likelihood of exercising renewal or termination clauses (if any) in measuring its right-of-use assets and lease liabilities. A single lease cost calculated so that the cost of the lease is allocated over the lease term on straight-line basis. Short-term leases (those with an initial



## NOTE 2. SUMMARY OF SIGNIFICANT ACCOUNTING POLICIES (CONTINUED)

term of twelve months or less and no purchase option) are expensed over their terms, with no corresponding right-of-use asset or lease liability recorded. The Foundation does not separate non-lease components (if any) from lease components in determining the lease payments for leases of office equipment.

**Functional Allocation of Expenses** - The costs of providing the various programs and other activities of the Foundation have been summarized on a functional basis in the statements of activities and functional expenses. Accordingly, certain costs have been allocated among the programs and supporting services benefited. Salaries and fringe benefits are allocated based on employee time and effort. Common costs such as occupancy, depreciation and the like are allocated pro-rata based on total costs incurred.

**Use of Estimates** - The preparation of financial statements in conformity with U.S. generally accepted accounting principles requires management to make estimates and assumptions that affect the reported amounts of assets and liabilities and disclosure of contingent assets and liabilities at the date of the financial statements and the reported amounts of revenues and expenses during the reporting period. Actual results could differ from those estimates.

## NOTE 3. LIQUIDITY AND AVAILABILITY OF FINANCIAL RESOURCES

As part of the Foundation's liquidity management, it has a policy to structure its financial assets to be available as its general expenditures, liabilities, and other obligations come due. In addition, the Foundation invests cash in excess of its current requirements in a portfolio of investments designed to maximize long-term earnings with acceptable risk to investment principal.

The following table represents the Foundation's financial assets available to meet cash needs for general expenditures within one year of December 31, 2023 and 2022.

|   | <u>2023</u>         | <u>2022</u>         |
|---|---------------------|---------------------|
| Total financial assets at end of year                                     |                     |                     |
| Cash and cash equivalents   | \$ 532,207          | \$ 584,309          |
| Grants and contributions receivable                                       | 1,783,459           | 1,261,430           |
| Investments   | <u>10,038,945</u>   | <u>8,857,903</u>    |
| Total financial assets at end of year                                     | 12,354,611          | 10,703,642          |
| Less: amounts unavailable for general expenditures                        |                     |                     |
| Amounts held to fund deferred compensation                                | (202,499)           | (160,410)           |
| Amounts subject to donor restrictions                                     | <u>(3,028,302)</u>  | <u>(2,984,709)</u>  |
| Total financial assets available for general expenditures within one year | <u>\$ 9,123,810</u> | <u>\$ 7,558,523</u> |



#### NOTE 4. CONTRIBUTIONS, GRANTS, AND CONTRACTS RECEIVABLE

Grants, contracts, and unconditional promises receivable as of December 31, 2023 and 2022, are as follows:

|                                 | <u>2023</u>         | <u>2022</u>         |
|---------------------------------|---------------------|---------------------|
| Department of Homeland Security | \$ 499,564          | \$ 667,016          |
| Department of Justice           | 669,021             | 345,934             |
| Others                          | <u>505,313</u>      | <u>248,480</u>      |
|                                 | <u>\$ 1,673,898</u> | <u>\$ 1,261,430</u> |

Conditional promises receivable as of December 31, 2023 total approximately \$5,360,000, consisting of unexpended U.S. Government grant awards.

#### NOTE 5. INVESTMENTS

Investments consist of amounts held in cash and cash equivalents, debt securities, and mutual and exchange-traded funds. The fair values of investments as of December 31, 2023 and 2022 are as follows:

|  | <u>2023</u>          | <u>2022</u>         |
|--|----------------------|---------------------|
| Cash and money market funds                | \$ 1,038,047         | \$ 952,672          |
| Corporate bonds                            | -                    | 25,143              |
| Mutual and exchange-traded funds           |                      |                     |
| Equities                                   | 5,670,945            | 5,341,382           |
| Fixed income                               | <u>3,329,953</u>     | <u>2,538,706</u>    |
|  | <u>\$ 10,038,945</u> | <u>\$ 8,857,903</u> |
| General Foundation investments             | \$ 9,836,446         | \$ 8,697,493        |
| Investments held for deferred compensation | <u>202,499</u>       | <u>160,410</u>      |
|  | <u>\$ 10,038,945</u> | <u>\$ 8,857,903</u> |



## NOTE 5. INVESTMENTS (CONTINUED)

Net investment return consisted of the following for the years ended December 31, 2023 and 2022:

|                         | <u>2023</u>         | <u>2022</u>           |
|-------------------------|---------------------|-----------------------|
| Interest and dividends  | \$ 307,316          | \$ 444,466            |
| Realized gains (loss)   | (174,375)           | (13,498)              |
| Unrealized gains (loss) | 1,084,363           | (2,004,098)           |
| Investment fees         | <u>(49,526)</u>     | <u>(50,533)</u>       |
|                         | <u>\$ 1,167,778</u> | <u>\$ (1,623,663)</u> |

## NOTE 6. FAIR VALUE MEASUREMENTS

U.S. generally accepted accounting principles related to fair value measurements establish a hierarchy for inputs used in measuring fair value that maximizes the use of observable inputs and minimizes the use of unobservable inputs by requiring that inputs that are most observable be used when available. Observable inputs are inputs that market participants operating within the same marketplace as the Foundation would use in pricing the Foundation's assets or liabilities based on independently derived and observable market data. Unobservable inputs are inputs that cannot be sourced from a broad active market in which assets or liabilities identical or similar to those of the Foundation are traded.

Level 1 - Valuation based on quoted market prices in active markets for identical assets or liabilities.

Level 2 - Valuation based on quoted prices for similar assets or liabilities, or inputs that are observable, either directly or indirectly, for substantially the full term through corroboration with observable market data.

Level 3 - Valuation based on inputs that are unobservable and reflect management's best estimate of what market participants would use in estimating fair value.

All of the Foundation's financial investments were measured at fair value on a recurring basis as of December 31, 2023 and 2022 using Level 1 inputs, except for investments in fixed-income securities, for which the fair values were measured using Level 2 inputs. The fair values of short-term investment funds, mutual funds and exchange-traded funds were based on quoted market prices as of each December 31. The fair values of fixed-income securities were estimated based on yields and maturities of similar securities. There have been no changes to the valuation methodologies used at December 31, 2023 and 2022.

## NOTE 6. FAIR VALUE MEASUREMENTS (CONTINUED)

Inputs used to determine the fair values of investments measured on a recurring basis at December 31, 2023, by investment class, are as follows:

|                                  | Total at<br>12/31/23 | Quoted Market<br>Price for<br>Assets<br>(Level 1) | Significant<br>Other<br>Observable<br>Inputs<br>(Level 2) | Significant<br>Unobservable<br>Inputs<br>(Level 3) |
|----------------------------------|----------------------|---|---|--|
| Cash and money market funds      | \$ 1,038,047         | \$ 1,038,047                                      | \$ -  | \$ -   |
| Mutual and exchange-traded funds |                      |   |   |  |
| Equities                         | 5,670,945            | 5,670,945   | -   | -  |
| Fixed income                     | 3,329,953            | 3,329,953   | -   | -  |
|                                  | <u>\$ 10,038,945</u> | <u>\$ 10,038,945</u>                              | <u>\$ -</u>   | <u>\$ -</u>  |

Inputs used to determine the fair values of investments measured on a recurring basis at December 31, 2022, by investment class, are as follows:

|                                  | Total at<br>12/31/22 | Quoted Market<br>Price for<br>Assets<br>(Level 1) | Significant<br>Other<br>Observable<br>Inputs<br>(Level 2) | Significant<br>Unobservable<br>Inputs<br>(Level 3) |
|----------------------------------|----------------------|---|---|--|
| Cash and money market funds      | \$ 952,672           | \$ 952,672  | \$ -  | \$ -   |
| Corporate bonds                  | 25,143               | -   | 25,143  | -  |
| Mutual and exchange-traded funds |                      |   |   |  |
| Equities                         | 5,341,382            | 5,341,382   | -   | -  |
| Fixed income                     | 2,538,706            | 2,538,706   | -   | -  |
|                                  | <u>\$ 8,857,903</u>  | <u>\$ 8,832,760</u>                               | <u>\$ 25,143</u>  | <u>\$ -</u>  |

## NOTE 7. ENDOWMENT FUNDS

The Foundation has an endowment that consists of a fund to support the Hal Bruno Camp for Children of Fallen Firefighters. The endowment includes net assets with perpetual donor restrictions of \$25,000 as of December 31, 2023 and 2022, respectively. Net assets associated with the endowment fund are classified and reported based on the existence or absence of donor-imposed restrictions.

Investment returns are to be used for the Hal Bruno Camp for Children of Fallen Firefighters activities, as specified by the donor. The endowment fund is administered by an outside professional investment firm and resides in a co-mingled portfolio in order to maximize returns. Investment returns (loss) of \$3,507 for the year ended December 31, 2023, were earned and appropriated for expenditure. The Foundation currently appropriates funds for the distribution of program support activities based upon the demand for these purposes and on the availability of funds during the particular year.

## NOTE 8. RELATED PARTY TRANSACTIONS

The Foundation provides certain administrative support to the First Responder Center for Excellence for Reducing Occupational Illness, Injuries and Deaths, Inc. (the Center or FRCE), and the Center provides subcontract support to the Foundation. During the years ended December 31, 2023 and 2022, the Foundation provided administrative support in the total amounts of \$40,200 and \$31,960, respectively. The Foundation also provided the Center with unrestricted contributions of \$206,731 and \$233,659 during the years ended December 31, 2023 and 2022, respectively.

## NOTE 9. NET ASSETS WITH TEMPORARY DONOR RESTRICTIONS

The Foundation has net assets with temporary donor restrictions which are restricted for use in specific programmatic activities. A summary of the related net asset activity as of and for the year ended December 31, 2023 is as follows:

|  | 12/31/22            | Restricted<br>Contributions<br>and Investment<br>Earnings | Net Assets<br>Released | 12/31/23            |
|--|---------------------|---|------------------------|---------------------|
| Alan Patrick Sondej Memorial Scholarship Fund      | \$ 584,758          | \$ 75,003   | \$ 32,020              | \$ 627,741          |
| Other Scholarships                                 | 1,965,384           | 470,214   | 354,301                | 2,081,297           |
| West, Texas  | 156,758             | -   | 109,992                | 46,766              |
| Memorial Weekend                                   | -                   | 323,398   | 323,398                | -                   |
| Hal Bruno Camp for Children of Fallen Firefighters | 113,900             | 21,314  | 5,913                  | 129,301             |
| Young Adults Retreat                               | 45,677              | 2,250   | 5,313                  | 42,614              |
| Twisp River, WA                                    | 31,258              | -   | -                      | 31,258              |
| Fire Act   | -                   | 1,217,735   | 1,217,735              | -                   |
| Yarnell, Arizona                                   | 10,750              | -   | 10,750                 | -                   |
| Fire Hero Families Conference                      | 14,478              | -   | 6,070                  | 8,408               |
| Site/Walk of Honor                                 | -                   | 52,769  | 52,769                 | -                   |
| Fire Service Outreach                              | 29,000              | 11,228  | 11,228                 | 29,000              |
| U.S. Fire Academy                                  | -                   | 606,274   | 606,274                | -                   |
| Community Risk Reduction                           | 2,255               | -   | 143                    | 2,112               |
| Department of Justice Grant Years 11/12            | -                   | 1,946,165   | 1,946,165              | -                   |
| Other  | 5,491               | 1,550   | 2,236                  | 4,805               |
|  | <u>\$ 2,959,709</u> | <u>\$ 4,727,900</u>                                       | <u>\$ 4,684,307</u>    | <u>\$ 3,003,302</u> |

## NOTE 9. NET ASSETS WITH TEMPORARY DONOR RESTRICTIONS (CONTINUED)

A summary of the related net asset activity as of and for the year ended December 31, 2022 is as follows:

|  | 12/31/21            | Restricted<br>Contributions<br>and Investment<br>Earnings | Net Assets<br>Released | 12/31/22            |
|--|---------------------|---|------------------------|---------------------|
| Alan Patrick Sondej Memorial Scholarship Fund      | \$ 592,230          | \$ 70,660   | \$ 78,132              | \$ 584,758          |
| Other Scholarships                                 | 1,959,375           | 386,345   | 380,336                | 1,965,384           |
| West, Texas  | 158,263             | -   | 1,505                  | 156,758             |
| Memorial Weekend                                   | 267,929             | 233,943   | 501,872                | -                   |
| Hal Bruno Camp for Children of Fallen Firefighters | 100,013             | 14,429  | 542                    | 113,900             |
| Young Adults Retreat                               | 44,877              | 800   | -                      | 45,677              |
| Twisp River, WA                                    | 31,295              | -   | 37                     | 31,258              |
| Fire Act   | -                   | 1,753,097   | 1,753,097              | -                   |
| Yarnell, Arizona                                   | 11,781              | -   | 1,031                  | 10,750              |
| Fire Hero Families Conference                      | 14,478              | -   | -                      | 14,478              |
| Site Renovation/Chapel Renovation                  | -                   | 86,518  | 86,518                 | -                   |
| Fire Service Outreach                              | 25,000              | 69,004  | 65,004                 | 29,000              |
| U.S. Fire Academy                                  | -                   | 431,011   | 431,011                | -                   |
| Community Risk Reduction                           | 4,455               | -   | 2,200                  | 2,255               |
| Department of Justice Grant Years 11/12            | -                   | 2,427,626   | 2,427,626              | -                   |
| Medical University of SC (MUSC)                    | 1,802               | -   | 1,802                  | -                   |
| Other  | 129,413             | 8,157   | 132,079                | 5,491               |
|  | <u>\$ 3,340,911</u> | <u>\$ 5,481,590</u>                                       | <u>\$ 5,862,792</u>    | <u>\$ 2,959,709</u> |

## NOTE 10. CONTRIBUTED NONFINANCIAL ASSETS

The Foundation's headquarters are located on the campus of the National Emergency Training Center in Emmitsburg, Maryland. The United States government provides the Foundation with this office space free of charge indefinitely. Given the remote location and uniqueness of the property, the value of this in-kind contribution cannot be readily determined. Management of the Foundation believes such amount, if determinable, would be immaterial to the financial statements of the Foundation. Thus, no amount has been reported in accompanying financial statements for the use of this facility. The Foundation records contributed goods and services received at their estimated fair value, except for volunteer hours received in administrative support and for program events, which do not meet the criteria for recognition in the financial statements.





## NOTE 10. CONTRIBUTED NONFINANCIAL ASSETS (CONTINUED)

The fair value of goods received and recognized in the financial statements during the years ended December 31, 2023 and 2022 benefited the following:

|                           | <u>2023</u>       | <u>2022</u>       |
|---------------------------|-------------------|-------------------|
| Supplies for firefighters | <u>\$ 550,158</u> | <u>\$ 388,081</u> |
|                           | <u>2023</u>       | <u>2022</u>       |
| Program services          |                   |                   |
| Events                    | \$ 251,175        | \$ 186,813        |
| Fire service              | 44,396            | -                 |
| Memorial Weekend          | 76,826            | 26,674            |
| Foundation Education      | 4,633             | 17,250            |
| Other programs            | 46,750            | 132,343           |
| Supporting services       |                   |                   |
| Management and general    | 696               | -                 |
| Fundraising               | <u>125,682</u>    | <u>25,001</u>     |
|                           | <u>\$ 550,158</u> | <u>\$ 388,081</u> |

**Supplies:** Contributed supplies are valued at fair market value at the time of donation. Supplies are recorded as in-kind contributions only if the program would have otherwise purchased the items. Donated supplies include firefighters' tools and other items and based on fair values in line with store industry standards in the Washington, D.C. metropolitan area. Donated supplies were recorded within most program and supporting service areas, with the highest amounts recorded within events for and other programs that support the Foundation's mission. Unless otherwise noted, contributed nonfinancial assets did not have any donor-imposed restrictions.

## NOTE 11. PENSION PLANS

### Defined Contribution Plan

The Foundation sponsors a qualified Internal Revenue Code Section 401 (k) retirement plan that covers all employees, who are eligible six months after employment. The participants may make voluntary contributions up to the maximum amount allowable by the Internal Revenue Code. The Foundation matches 100% of employees' contributions up to a maximum of 3% of an employee's gross salary, plus 50% of employee contributions up to 5% of an employee's gross salary. Total Foundation contributions to the Plan for the year ended December 31, 2023 was \$74,155.



## NOTE 11. PENSION PLANS (CONTINUED)

### Deferred Compensation Plan

The Foundation has an employment agreement with its Executive Director that provides for a base salary, certain benefits and bonuses, and includes a supplemental retirement income benefit under IRC Section 457(b). During 2017, the Board approved an 8% annual contribution percentage to the 457(b) plan. The investment account remains a corporate asset subject to general creditor claims with the benefit payout limited to the value of the underlying assets. The investment is comprised of mutual funds and money market accounts. Total deferred compensation and earnings as of and for the years ended December 31, 2023 and 2022 consist of the following:

|                                | <u>2023</u>       | <u>2022</u>       |
|--------------------------------|-------------------|-------------------|
| Balance at beginning of year   | \$ 160,410        | \$ 159,340        |
| Employer contributions         | 20,276            | 20,274            |
| Net investment earnings (loss) | <u>21,813</u>     | <u>(19,204)</u>   |
| Balance at end of year         | <u>\$ 202,499</u> | <u>\$ 160,410</u> |

## NOTE 12. LEASES

The Foundation has entered into various non-cancellable operating lease agreements for certain equipment and office space with initial lease terms in excess of one year. The leases contain renewal provisions, escalation clauses, and provisions for payment by the Foundation of certain insurance, taxes, utilities, and maintenance costs. Rental expense on all leases for the years ended December 31, 2023 and 2022 was \$254,059 and \$206,641, respectively.

The Foundation is obligated under a copier lease, which started in November 2021 and expire in January 2027. A right-of-use asset along with a lease liability is recognized for the period covered by the lease. For the years ended December 31, 2023 and 2022, the lease expense was \$15,948 and \$14,267, respectively.

The Foundation is obligated under a postage machine lease, which started in November 2022 and expire in January 2028. A right-of-use asset along with a lease liability is recognized for the period covered by the lease. For the years ended December 31, 2023 and 2022, the lease expenses was \$1,282 and \$214, respectively.

The Foundation recognized a right-of-use asset and a related lease liability equal to the net present value of the expected future minimum base rent payments, discounted at 0.78%. The discount rate is based on the risk-free discount at December 31, 2022. The total amount of the right-of-use asset and the lease liability recognized as of the lease commencement date was approximately \$341,000 for operating lease and \$81,000 for finance leases, consisting of the net present value of the future base monthly rent payments.



## NOTE 12. LEASES (CONTINUED)

Future minimum lease payments required under operating and finance leases are as follows:

| Year Ending December 31,  | Copier<br>Finance<br>lease | Postage<br>Finance<br>lease |
|---|----------------------------|-----------------------------|
| 2024  | \$ 15,564                  | \$ 1,282                    |
| 2025  | 15,564                     | 1,282                       |
| 2026  | 15,564                     | 1,282                       |
| 2027  | <u>1,297</u>               | <u>1,389</u>                |
| Undiscounted future cash flows                                    | 47,989                     | 5,235                       |
| Less: discount to present value<br>with a rate of 1.37% and 4.27% | <u>(1,025)</u>             | <u>(439)</u>                |
| Total lease liability   | <u>\$ 46,964</u>           | <u>\$ 4,796</u>             |

Supplemental qualitative information related to finance lease - copier, is as follows:

| Finance lease - Copier   | Year Ended<br>December<br>31, 2023 |
|--|------------------------------------|
| Cash paid for amounts included in the measurement<br>of lease liabilities - operating cash flows | \$ 15,564                          |
| Weighted-average lease term (years)  | 4 years                            |
| Weighted-average discount rate   | 1.37%                              |

Supplemental qualitative information related to finance lease - postage machine, is as follows:

| Finance lease - Postage machine  | Year Ended<br>December<br>31, 2023 |
|--|------------------------------------|
| Cash paid for amounts included in the measurement<br>of lease liabilities - operating cash flows | \$ 1,282                           |
| Weighted-average lease term (years)  | 5 years                            |
| Weighted-average discount rate   | 4.27%                              |

## NOTE 13. CONTINGENCIES

The Foundation may be exposed to potential legal claims encountered in the ordinary course of business. In the opinion of management, the resolution of such matters will not have a material adverse impact on the Foundation's December 31, 2023 statements of financial position or statements of activities for the year then ended.



## NOTE 13. CONTINGENCIES (CONTINUED)

The Foundation maintains professional liability coverage with a commercial insurer. The Foundation's professional liability insurance coverage is on a claims-made basis, with \$2 million per incident coverage, up to a maximum of \$2 million annually, and contains a \$5,000 per incident deductible. The Foundation also maintains a general commercial insurance policy with an aggregate limit of \$2 million. Should the claims-made policy not be renewed or replaced with equivalent insurance, occurrences during its term, but asserted subsequently, will be uninsured. The current policy extends coverage through June 2025, at which time management intends to renew the policy. Management is of the opinion that its financial position, liquidity and future operating results will not be materially affected by the ultimate cost related to unasserted claims as of December 31, 2023.

## NOTE 14. SIGNIFICANT CONCENTRATIONS

**Cash Balances** - The Foundation maintains its operating cash at three financial institutions. The balances are insured by the Federal Deposit Insurance Corporation (FDIC) up to \$250,000 per institution. As of December 31, 2023, the Foundation's cash balances in excess of FDIC insurance coverage totaled approximately \$344,000.

**Major Contributors** - The Foundation receives revenue from U.S. Government funded grants and cooperative agreements, all of which are subject to audit by government agencies. The ultimate determination of amounts received is based upon allowable costs reported to and audited by the government. Until such audits have been completed and final settlement reached, there exists a contingency to refund any amounts received in excess of allowed costs.

During the years ended December 31, 2023 and 2022, approximately 33% and 49%, respectively, of the Foundation's total support and revenue that increased net assets without donor restrictions was provided through grants and similar agreements with the U.S. Government.

## NOTE 15. SUBSEQUENT EVENTS

Subsequent events have been evaluated through September 25, 2024, which is the date the financial statements were available to be issued. This review and evaluation revealed no events requiring adjustment to or disclosure in the accompanying financial statements.



## SUPPLEMENTAL INFORMATION





# NATIONAL FALLEN FIREFIGHTERS FOUNDATION

## SCHEDULE OF EXPENDITURES OF FEDERAL AWARDS

YEAR ENDED DECEMBER 31, 2023

| Federal Grantor/Pass-through Grantor/Program Title             | Assistance<br>Listing<br>Number | Award Number/Pass-Through<br>Entity Identifying Number | Expenditures of<br>Federal Awards |
|--|---------------------------------|--|-----------------------------------|
| United States Department of Homeland Security (DHS)            |                                 |  |                                   |
| Federal Emergency Management Agency                            |                                 |  |                                   |
| Direct Awards  |                                 |  |                                   |
| Assistance to Firefighters Grant                               | 97.044                          | EMW-2019-FP-00048                                      | \$ 59,527                         |
| Assistance to Firefighters Grant                               | 97.044                          | EMW-2021-FP-00775                                      | 355,015                           |
| Assistance to Firefighters Grant                               | 97.044                          | EMW-2022-FP-00879                                      | 3,161                             |
| Assistance to Firefighters Grant                               | 97.044                          | EMW-2020-FP-00883                                      | <u>893,698</u>                    |
| Total from United States Department of Homeland Security (DHS) |                                 |  | <u>1,311,401</u>                  |
| United States Department of Justice (DOJ)                      |                                 |  |                                   |
| Direct Awards  |                                 |  |                                   |
| Public Safety Officers' Benefits Program                       | 16.571                          | 2020-PS-DX-K001  | <u>2,017,597</u>                  |
| Total from United States Department of Justice (DOJ)           |                                 |  | <u>2,017,597</u>                  |
| Total expenditures of federal awards                           |                                 |  | <u>\$ 3,328,998</u>               |



# NATIONAL FALLEN FIREFIGHTERS FOUNDATION

## NOTES TO SCHEDULE OF EXPENDITURES OF FEDERAL AWARDS

YEAR ENDED DECEMBER 31, 2023

### NOTE 1. BASIS OF PRESENTATION

The accompanying schedule of expenditures of federal awards includes the federal grant activity of National Fallen Firefighters Foundation and is presented on the accrual basis of accounting. The information in this schedule is presented in accordance with the requirements of Title 2 U.S. Code of Federal Regulations (CFR) Part 200, *Uniform Administrative Requirements, Cost Principles, and Audit Requirements for Federal Awards*. Therefore, some amounts presented in this schedule may differ from amounts presented in, or used in the preparation of, the financial statements.

### NOTE 2. INDIRECT COSTS

National Fallen Firefighters Foundation did not elect to use the 10% de minimis indirect cost rate either in awards received directly or indirectly nor on any awards passed through to subrecipients.

### NOTE 3. RECONCILIATION TO FINANCIAL STATEMENTS

|  |                     |
|--|---------------------|
| Total grant revenue per audited financial statements | \$ 3,879,735        |
| Less: federal fixed price contract revenue and other | <u>(550,737)</u>    |
| Total expenditures of federal awards                 | <u>\$ 3,328,998</u> |



## **INDEPENDENT AUDITOR’S REPORT ON INTERNAL CONTROL OVER FINANCIAL REPORTING AND ON COMPLIANCE AND OTHER MATTERS BASED ON AN AUDIT OF FINANCIAL STATEMENTS PERFORMED IN ACCORDANCE WITH GOVERNMENT AUDITING STANDARDS**

Board of Directors  
National Fallen Firefighters Foundation

We have audited, in accordance with the auditing standards generally accepted in the United States of America and the standards applicable to financial audits contained in *Government Auditing Standards* issued by the Comptroller General of the United States, the financial statements of National Fallen Firefighters Foundation (a nonprofit organization), which comprise the statement of financial position as of December 31, 2023, and the related statements of activities, functional expenses, and cash flows for the year then ended, and the related notes to the financial statements, and have issued our report thereon dated September 25, 2024.

### **Report on Internal Control over Financial Reporting**

In planning and performing our audit of the financial statements, we considered National Fallen Firefighters Foundation’s internal control over financial reporting (internal control) as a basis for designing audit procedures that are appropriate in the circumstances for the purpose of expressing our opinion on the financial statements, but not for the purpose of expressing an opinion on the effectiveness of National Fallen Firefighters Foundation’s internal control. Accordingly, we do not express an opinion on the effectiveness of the National Fallen Firefighters Foundation’s internal control.

A *deficiency in internal control* exists when the design or operation of a control does not allow management or employees, in the normal course of performing their assigned functions, to prevent, or detect and correct, misstatements, on a timely basis. A *material weakness* is a deficiency, or a combination of deficiencies, in internal control, such that there is a reasonable possibility that a material misstatement of the entity’s financial statements will not be prevented, or detected and corrected, on a timely basis. A *significant deficiency* is a deficiency, or a combination of deficiencies, in internal control that is less severe than a material weakness, yet important enough to merit attention by those charged with governance.

Our consideration of internal control was for the limited purpose described in the first paragraph of this section and was not designed to identify all deficiencies in internal control that might be material weaknesses or significant deficiencies. Given these limitations, during our audit we did not identify any deficiencies in internal control that we consider to be material weaknesses. However, material weaknesses or significant deficiencies may exist that were not identified.





## Report on Compliance and Other Matters

As part of obtaining reasonable assurance about whether National Fallen Firefighters Foundation's financial statements are free from material misstatement, we performed tests of its compliance with certain provisions of laws, regulations, contracts, and grant agreements, noncompliance with which could have a direct and material effect on the financial statements. However, providing an opinion on compliance with those provisions was not an objective of our audit, and accordingly, we do not express such an opinion. The results of our tests disclosed no instances of noncompliance or other matters that are required to be reported under *Government Auditing Standards*.

### Purpose of This Report

The purpose of this report is solely to describe the scope of our testing of internal control and compliance and the results of that testing, and not to provide an opinion on the effectiveness of the organization's internal control or on compliance. This report is an integral part of an audit performed in accordance with *Government Auditing Standards* in considering the organization's internal control and compliance. Accordingly, this communication is not suitable for any other purpose.

*Calibre CPA Group, PLLC*

Bethesda, MD  
September 25, 2024



## **INDEPENDENT AUDITOR'S REPORT ON COMPLIANCE FOR EACH MAJOR PROGRAM AND ON INTERNAL CONTROL OVER COMPLIANCE REQUIRED BY THE UNIFORM GUIDANCE**

Board of Directors  
National Fallen Firefighters Foundation

### **Report on Compliance for Each Major Program**

#### **Opinion on Each Major Federal Program**

We have audited National Fallen Firefighters Foundation's compliance with the types of compliance requirements identified as subject to audit in the OMB *Compliance Supplement* that could have a direct and material effect on each of National Fallen Firefighters Foundation's major federal programs for the year ended December 31, 2023. National Fallen Firefighters Foundation's major federal programs are identified in the summary of auditor's results section of the accompanying schedule of findings and questioned costs.

In our opinion, National Fallen Firefighters Foundation complied, in all material respects, with the types of compliance requirements referred to above that could have a direct and material effect on each of its major federal programs for the year ended December 31, 2023.

#### **Basis for Opinion on Each Major Federal Program**

We conducted our audit of compliance in accordance with auditing standards generally accepted in the United States of America; the standards applicable to financial audits contained in *Government Auditing Standards*, issued by the Comptroller General of the United States; and the audit requirements of Title 2 U.S. Code of Federal Regulations Part 200, *Uniform Administrative Requirements, Cost Principles, and Audit Requirements for Federal Awards* (Uniform Guidance). Our responsibilities under those standards and the Uniform Guidance are further described in the Auditor's Responsibilities for the Audit of Compliance section of our report.

We are required to be independent of National Fallen Firefighters Foundation and to meet our other ethical responsibilities, in accordance with relevant ethical requirements relating to our audit. We believe that the audit evidence we have obtained is sufficient and appropriate to provide a basis for our opinion on compliance for each major federal program. Our audit does not provide a legal determination of National Fallen Firefighters Foundation's compliance with the compliance requirements referred to above.



## Responsibilities of Management for Compliance


Management is responsible for compliance with the requirements referred to above and for the design, implementation, and maintenance of effective internal control over compliance with the requirements of laws, statutes, regulations, rules, and provisions of contracts or grant agreements applicable to National Fallen Firefighters Foundation's federal programs.

## Auditor's Responsibilities for the Audit of Compliance

Our objectives are to obtain reasonable assurance about whether material noncompliance with the compliance requirements referred to above occurred, whether due to fraud or error, and express an opinion on National Fallen Firefighters Foundation's compliance based on our audit. Reasonable assurance is a high level of assurance but is not absolute assurance and therefore is not a guarantee that an audit conducted in accordance with generally accepted auditing standards, *Government Auditing Standards*, and the Uniform Guidance will always detect material noncompliance when it exists. The risk of not detecting material noncompliance resulting from fraud is higher than for that resulting from error, as fraud may involve collusion, forgery, intentional omissions, misrepresentations, or the override of internal control. Noncompliance with the compliance requirements referred to above is considered material if there is a substantial likelihood that, individually or in the aggregate, it would influence the judgment made by a reasonable user of the report on compliance about National Fallen Firefighters Foundation's compliance with the requirements of each major federal program as a whole.

In performing an audit in accordance with generally accepted auditing standards, *Government Auditing Standards*, and the Uniform Guidance, we:

- Exercise professional judgment and maintain professional skepticism throughout the audit.
- Identify and assess the risks of material noncompliance, whether due to fraud or error, and design and perform audit procedures responsive to those risks. Such procedures include examining, on a test basis, evidence regarding National Fallen Firefighters Foundation's compliance with the compliance requirements referred to above and performing such other procedures as we considered necessary in the circumstances.
- Obtain an understanding of National Fallen Firefighters Foundation's internal control over compliance relevant to the audit in order to design audit procedures that are appropriate in the circumstances and to test and report on internal control over compliance in accordance with the Uniform Guidance, but not for the purpose of expressing an opinion on the effectiveness of National Fallen Firefighters Foundation's internal control over compliance. Accordingly, no such opinion is expressed.



We are required to communicate with those charged with governance regarding, among other matters, the planned scope and timing of the audit and any significant deficiencies and material weaknesses in internal control over compliance that we identified during the audit.

### **Report on Internal Control over Compliance**

A *deficiency in internal control over compliance* exists when the design or operation of a control over compliance does not allow management or employees, in the normal course of performing their assigned functions, to prevent, or detect and correct, noncompliance with a type of compliance requirement of a federal program on a timely basis. A *material weakness in internal control over compliance* is a deficiency, or a combination of deficiencies, in internal control over compliance, such that there is a reasonable possibility that material noncompliance with a type of compliance requirement of a federal program will not be prevented, or detected and corrected, on a timely basis. A *significant deficiency in internal control over compliance* is a deficiency, or a combination of deficiencies, in internal control over compliance with a type of compliance requirement of a federal program that is less severe than a material weakness in internal control over compliance, yet important enough to merit attention by those charged with governance.

Our consideration of internal control over compliance was for the limited purpose described in the Auditor's Responsibilities for the Audit of Compliance section above and was not designed to identify all deficiencies in internal control over compliance that might be material weaknesses or significant deficiencies in internal control over compliance. Given these limitations, during our audit we did not identify any deficiencies in internal control over compliance that we consider to be material weaknesses, as defined above. However, material weaknesses or significant deficiencies in internal control over compliance may exist that were not identified.

Our audit was not designed for the purpose of expressing an opinion on the effectiveness of internal control over compliance. Accordingly, no such opinion is expressed.

### **Purpose of This Report**

The purpose of this report on internal control over compliance is solely to describe the scope of our testing of internal control over compliance and the results of that testing based on the requirements of the Uniform Guidance. Accordingly, this report is not suitable for any other purpose.

*Calibre CPA Group, PLLC*

Bethesda, MD  
September 25, 2024



## NATIONAL FALLEN FIREFIGHTERS FOUNDATION

### SCHEDULE OF FINDINGS AND QUESTIONED COSTS

YEAR ENDED DECEMBER 31, 2023

#### SUMMARY OF AUDIT RESULTS

1. The auditor's report expresses an unmodified opinion on whether the financial statements of National Fallen Firefighters Foundation were prepared in accordance with U.S. generally accepted accounting principles.
2. No material weaknesses or significant deficiencies relating to the audit of the financial statements are reported in the Independent Auditor's Report on Internal Control Over Financial Reporting and on Compliance and Other Matters Based on an Audit of Financial Statements Performed in Accordance with *Government Auditing Standards*.
3. No instances of noncompliance material to the financial statements of National Fallen Firefighters Foundation were disclosed during the audit.
4. No material weaknesses or significant deficiencies relating to the audit of internal control over major federal award programs are reported in the Independent Auditor's Report on Compliance for Each Major Program and on Internal Control Over Compliance Required by the Uniform Guidance.
5. The auditor's report on compliance for major federal award programs for National Fallen Firefighters Foundation expresses an unmodified opinion.
6. There were no audit findings that are required to be reported in accordance with the Uniform Guidance.
7. The program tested as a major program was Assistance Listing Number 16.571, Public Safety Officer's Benefits Program.
8. The threshold for distinguishing between Type A and Type B programs was \$750,000.
9. National Fallen Firefighters Foundation qualified as a low-risk auditee.

#### FINANCIAL STATEMENT FINDINGS

None.

#### FEDERAL AWARD FINDINGS AND QUESTIONED COSTS

None.